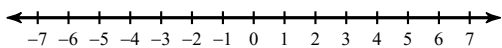


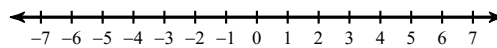
Graphing Inequalities - Beginner

Draw a graph for each inequality.

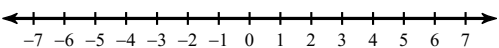
1) $b < 0$



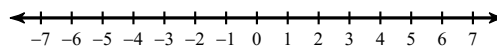
2) $n \leq 2$



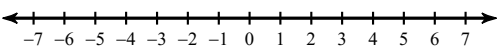
3) $a > 5$



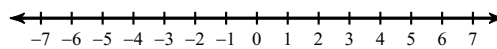
4) $x \leq -2$



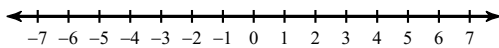
5) $m > 2$



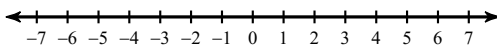
6) $n < 3$



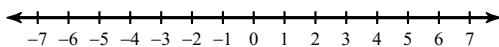
7) $r \leq 3$



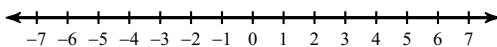
8) $n > 1$



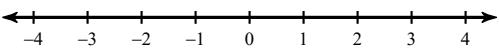
9) $x < -4$



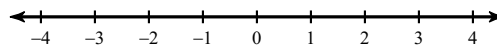
10) $b > -5$



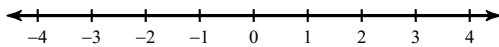
11) $n > 1.5$



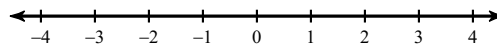
12) $-1.8 \geq x$



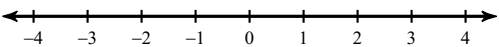
13) $2.4 \geq a$



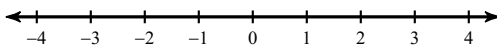
14) $k < 0.103$



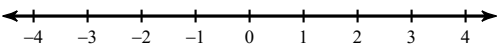
15) $-2.532 \leq k$



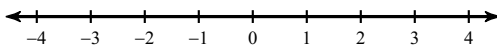
16) $k > 2$



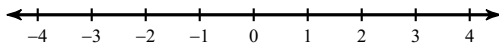
17) $-0.8 \leq n$



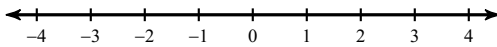
18) $x > -1.5$



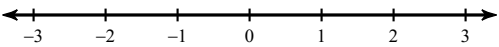
19) $-1.1 \geq x$



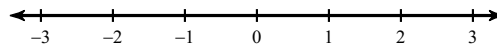
20) $m \geq 2.6$



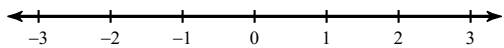
21) $-k \leq -1$



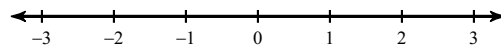
22) $-2 < -p$



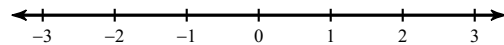
23) $0 \geq -v$



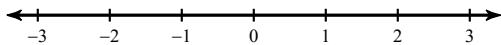
24) $b \leq 2$



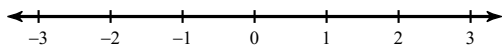
25) $-\frac{1}{2} \geq v$



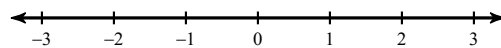
26) $-x \leq 1\frac{1}{2}$



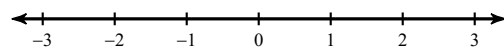
27) $-1\frac{1}{2} < x$



28) $m < 2$



29) $-x > -2\frac{1}{2}$



30) $-1 < b$

